


RACK CONVEYOR DISHWASHER

Compact size! Big wash capacity!



DRCSeries

Main features



BUILT-IN
BOOSTER




TABLE LIMIT
SWITCH



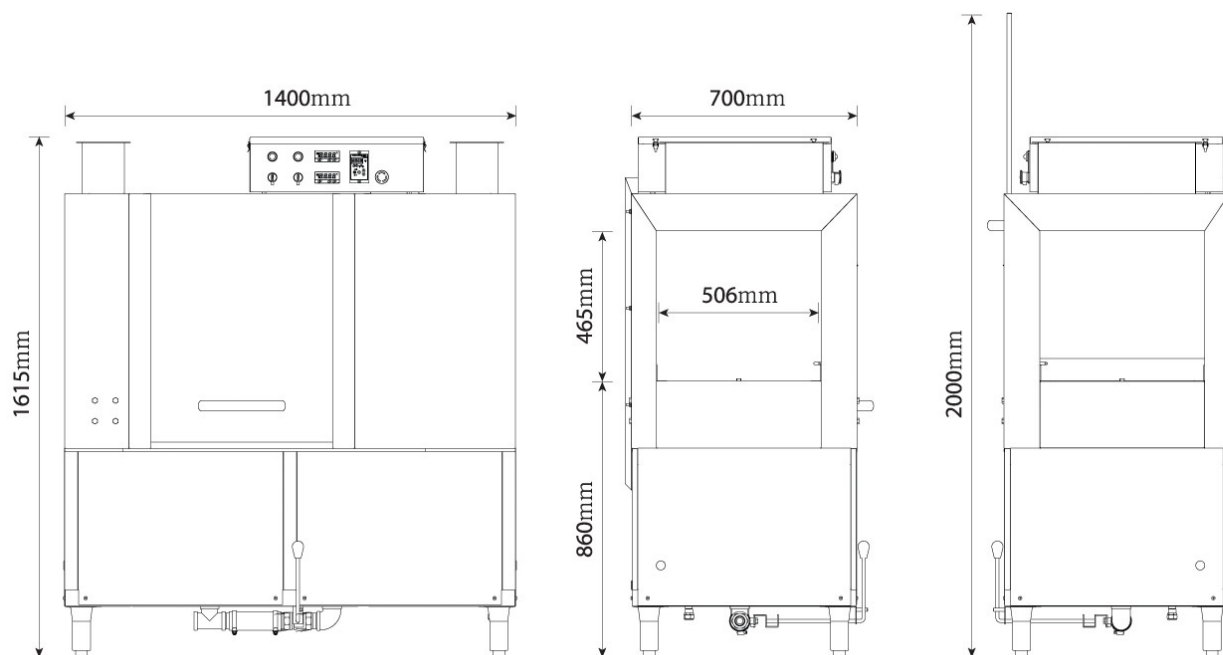
DIGITAL DISPLAY
FOR WASH AND
RINSE TEMPERATURE



BUILT-IN DISPENSERS
OF DETERGENT AND
RINSE AID(OPTIONAL)

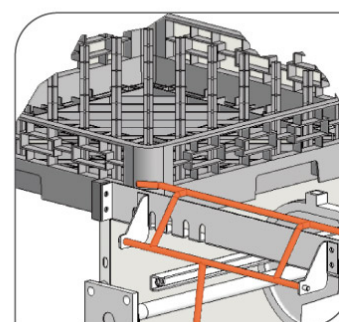


Dimension

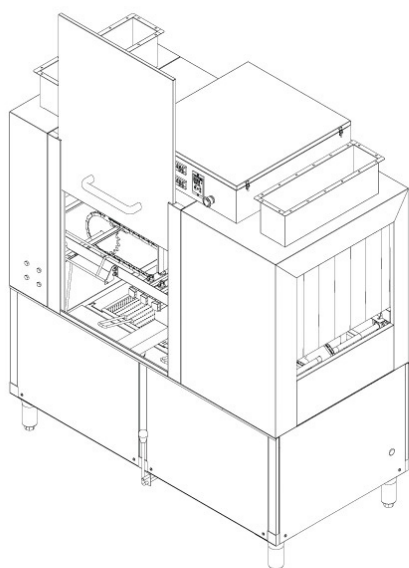


features

- Big wash capacity with rack only
- Rack sensor saving water, chemical agent and electricity by stopping machine operation when no rack inside
- Limit switch sensing rack position on the working table and stopping machine operation during worker absence
- The chain belt of no jolt and no damage to dishes
- Recycling waste heat energy by energy saving device (optional)
- Tap water supply available with built-in electric booster (optional)
- Built-in dispenser of detergent and rinse aid (optional)



Rack sensor



Specification

SPEC	MODEL	DRC-1E (Electrics)	DRC-1G (Gas)	DRC-2G (Gas)
Dimension WxDxH(mm)		1,400 X 720 X 1615		2,100 X 720 X 1615
Power		380V 3PH		
Electric consumption		36,7kW	5,8kW	11,3kW
Pump Capacity (kW)	Wash Pump	1,5kW		1,5kW x 2
	Rinse Pump	-	0,13kW	
Driving Motor (kW)		0,18kW		
Heater Capacity (kW)	Wash Heater	4kW x 2	4kW	4kW x 2
	Booster Heater	9kW x 3		-
Tank Capacity (L)	Wash Tank	80L		80L x 2
	Rinse Tank	18L	-	
Water Supply	Consump.(L/hr)	360L	600L	
	Feed Pressure	2~8 Bar		
Energy Saving Device		Option		
Max. loading height		430mm		
Recommended Wash Capacity	Rack/Hour	125rack/Hr		240rack/Hr
	Conveyor Speed	0~2m/Min.		
Required Booster (Kcal/hr)		-	38,500Kcal	

Products are subject to be changed for improvement without notice