

COMPACT SLIDE CONVEYOR DISHWASHER

Multi-purpose conveyor dishwasher



DCSSeries

Main features



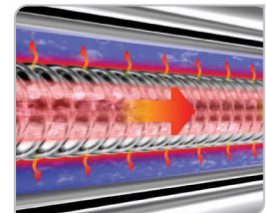
COMBINE WASH
TYPE FOR RACK
AND TRAY



HOT AIR DRY



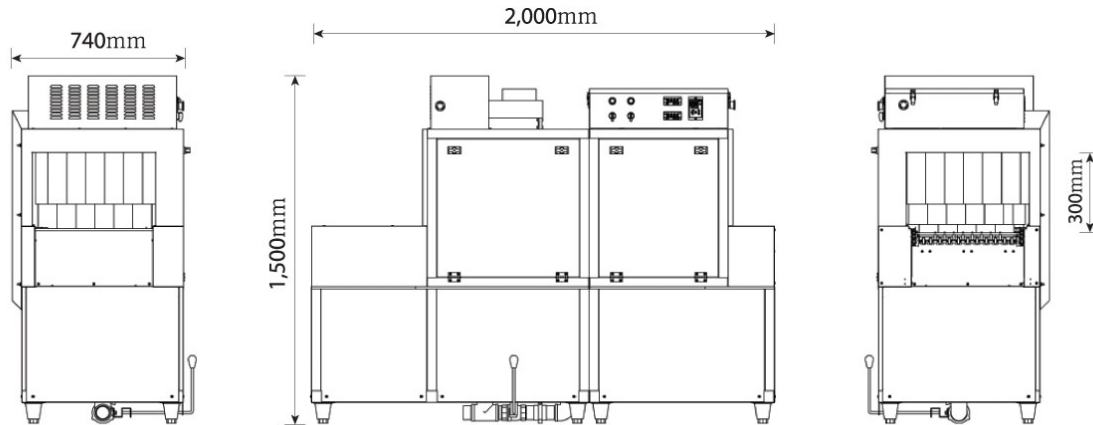
Visible control panel
convenient for temperature,
speed setting



Recycling waste heat energy
by energy saving device
(optional)

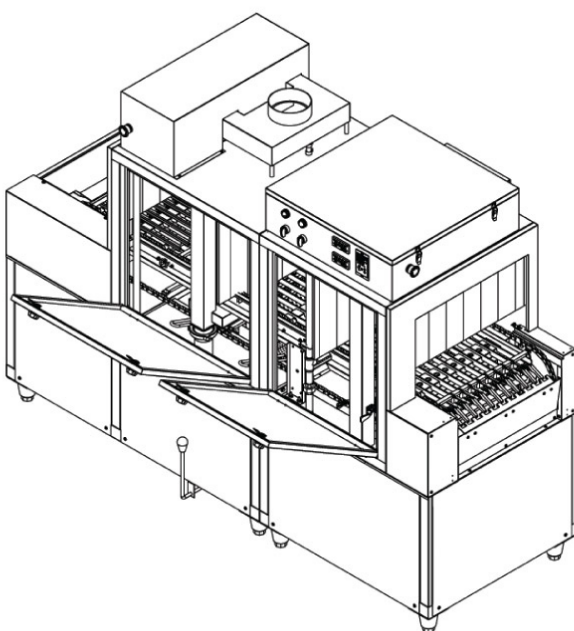



Dimension



features

- Combined wash type for rack and plate
- Hot wind dryer for faster dry
- Visible control panel convenient for temperature, speed setting
- Recycling waste heat energy by energy saving device (optional)
- Tap water supply available with built-in electric booster (optional)
- Built-in dispenser of detergent and rinse aid (optional)



Specification

SPEC	MODEL	DCS-1E (Electrics)	DCS-1G (Gas)	DCS-2G (Gas)
Dimension WxDxH(mm)		2,000 × 740 × 1,500		2,700 × 740 × 1,500
Power		380V 3PH		
Electric consumption		42.0kW	11.0kW	16.5kW
Pump Capacity (kW)	Wash Pump	1.5kW		1.5kW × 2
	Rinse Pump	—	0.13kW	
Motor (kW)	Driving Motor	0.18kW		
	Blower Motor	3.75kW		
	Exhaust Motor	0.12kW × 2		
Heater Capacity (kW)	Wash Heater	4kW × 2	4kW	4kW × 2
	Booster Heater	9kW × 3	—	
	Blower Heater	3kW		
Tank Capacity (L)	Wash Tank	80L		80L × 2
	Rinse Tank	18L	—	
Water Supply	Consump.(L/hr)	360L	600L	
	Feed Pressure	2~8 Bar		
Energy Saving Device		Option		
Max. loading height		300mm		
Recommended Wash Capacity	Rack/Hour	125rack/Hr		240rack/Hr
	Tray(Dish)/Hour	400tray/Hr		700tray/Hr
	Conveyor Speed	0~5m/Min.		
Required Booster (Kcal/hr)		—	38,500Kcal	

Products are subject to be changed for improvement without notice